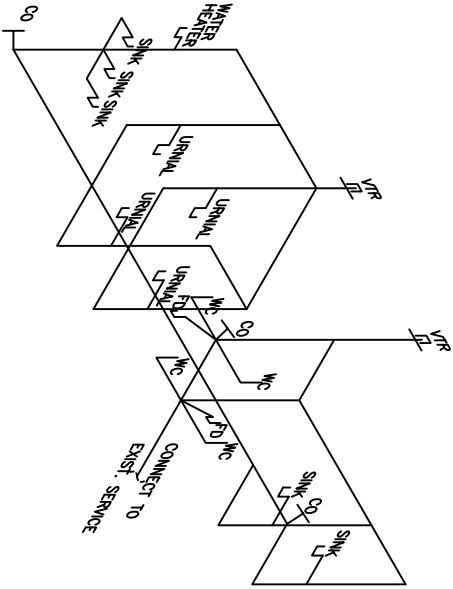
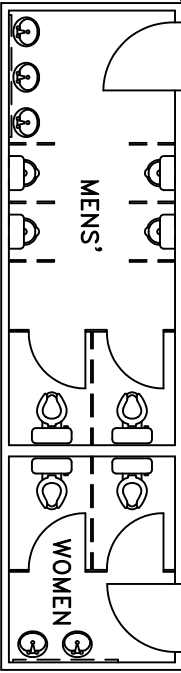


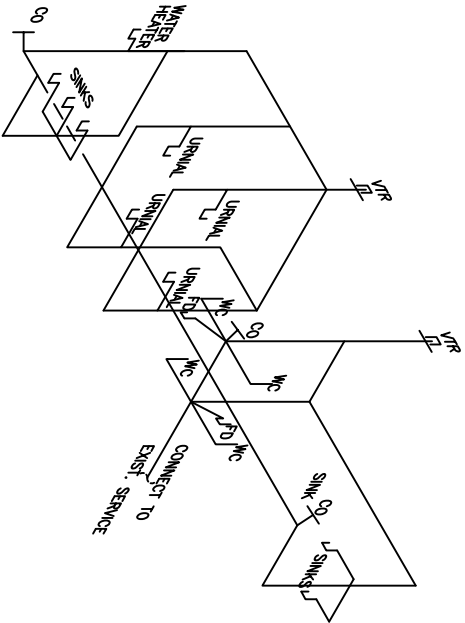
SOUTH WAREHOUSE TOILETS
N.T.S.



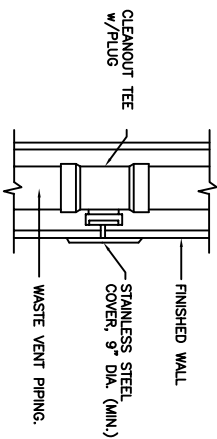
SOUTH TOILET PLUMBING RISER DIAGRAM
N.T.S.



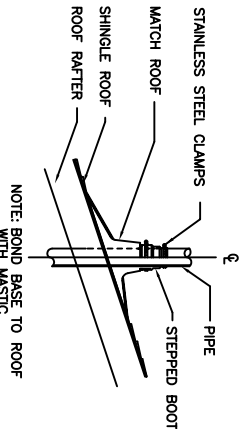
NORTH WAREHOUSE TOILETS
N.T.S.



NORTH TOILET PLUMBING RISER DIAGRAM
N.T.S.



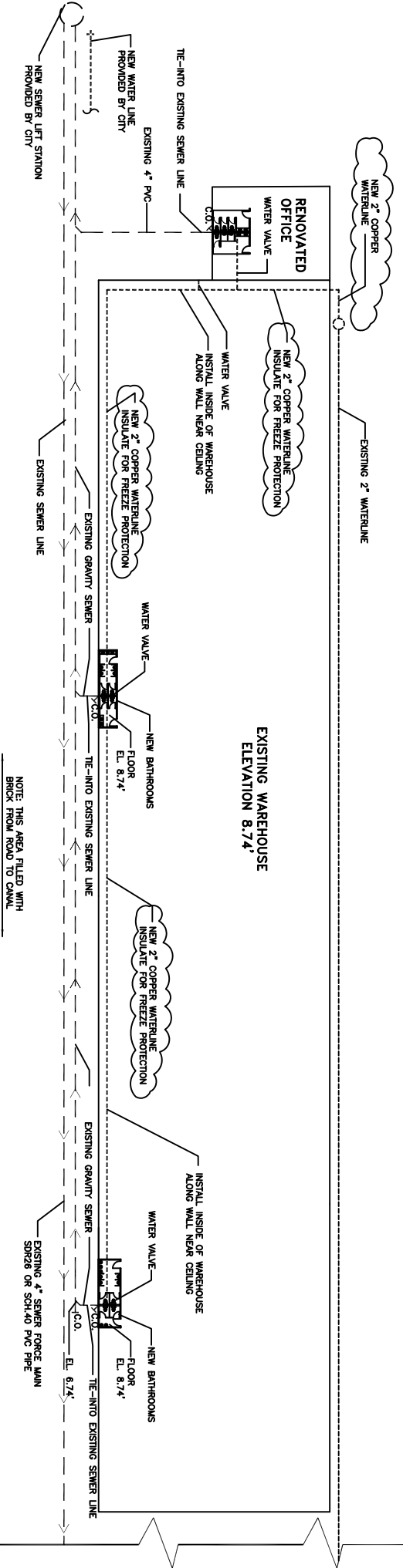
WALL CLEANOUT DETAIL
N.T.S.



VENT THRU ROOF DETAIL
N.T.S.

PLUMBING FIXTURE SCHEDULE					
MARK	DESCRIPTION	TYPE	ROUGH-IN-SIZES		
			WASTE/VENT	CW	H.W.
WC	WATER CLOSET	VALVE	4"	4"	1"
LAV	LAVATORY	WALL HUNG	2"	2"	1/2"
FD	FLOOR DRAIN	-	2"	2"	-
					1.2
					3

- NOTES:
1. INSULATE FIXTURE PIPING.
 2. PROVIDE CHAIR CARRIER FOR WALL HUNG FIXTURE.
 3. INSTALL CONTINUOUS DRIP VALVE ON ALL FLOOR DRAINS.
 4. TOILET PARTITIONS SHALL BE AMERAPRODUCTS OR EQUAL.
 5. NO HVAC IS REQUIRED FOR WAREHOUSE BATHROOMS.
 6. NO ADA IS REQUIRED FOR RESTROOMS.
 7. ALL TOILETS SHALL BE FLUSH VALVE TYPE.



SOUTHERN RAILROAD
FRONT STREET

PLUMBING LAYOUT
SCALE: 1"=30'-0"

PLUMBING NOTES:

1. PROVIDE ALL LABOR, MATERIAL, AND EQUIPMENT FOR A COMPLETE OPERATING SYSTEM. THE SYSTEM SHALL INCLUDE HOT AND COLD WATER PIPING, SEWER AND VENT PIPING, INSULATION, WATER HEATER, HANGERS, VALVES, SUPPORTS WITHOUT ANY RESTRICTIONS TO VOLUME, CUT AND PATCH AS REQUIRED TO INSTALL PIPES.
2. ALL WORK AND MATERIAL SHALL CONFORM STRICTLY TO THE LATEST LOCAL CITY, PARISH, STATE AND NATIONAL GOVERNING CODES.
3. CONTRACTOR IS TO FIELD VERIFY ALL EXISTING UTILITY LOCATIONS, ELEVATIONS AND SIZES PRIOR TO COMMENCING ANY WORK. CONTRACTOR SHALL PAY NECESSARY FEES FOR THE UTILITIES CONNECTIONS.
4. CONTRACTOR IS RESPONSIBLE TO VERIFY THE EXISTING INVERTS AND SET NEW INVERTS OF SEWERAGE AND DRAINAGE PIPES.
5. GRAVITY SEWERAGE LINES 3-INCH AND SMALLER SHALL BE SLOPED 1/4" PER FOOT AND LINES 4-INCH AND LARGER SHALL BE 1/8" PER FOOT. CONTRACTOR IS RESPONSIBLE FOR ALL TESTING. TEST ALL PIPING AT REQUIRED PRESSURE.
6. TEST ALL PIPING AT REQUIRED PRESSURE.
7. ALL PLUMBING SHALL BE CLOSELY COORDINATED WITH STRUCTURAL SYSTEM, MECHANICAL SYSTEM AND ELECTRICAL TO INSURE NO TRADES WILL CONFLICT WITH EACH OTHER.
8. DO NOT SCALE DRAWINGS. SEE ARCHITECTURAL DRAWINGS FOR EXACT LOCATIONS OF DOORS, WINDOWS, WALLS, FIXTURES, ETC.
9. ALL WATER MAINS AND PIPING NOT SHOWN FOR CLARITY, ALL LOCATIONS FIELD VERIFIED.
10. DOMESTIC HOT AND COLD WATER PIPING AND FITTINGS UNDER SLAB SHALL BE ASTM B88 COPPER WATER TUBE, TYPE K, SOFT ANNEALED. NO JOINTS SHALL BE ALLOWED UNDER THE SLAB.
11. DOMESTIC WATER PIPING AND FITTINGS ABOVE THE SLAB SHALL BE ASTM B88 COPPER WATER TUBE, TYPE L, HARD DRAWN WITH COPPER PRESSURE TIGHT FITTINGS, AND BUSHINGS SHALL BE SOLDERED USING ASTM B22, ALLOY GRADE 854 (95-5)SOLDER.
12. SOIL, WASTE, VENT PIPING AND FITTINGS ABOVE THE SLAB SHALL BE SERVICE WEIGHT CAST IRON PIPE WITH BELL AND SPOUT ENDS AND ONE PIECE NEOPRENE INSERT TYPE GASKET. USE PVC SCHEDULE 40 OR ABS DWV PIPES AND FITTINGS WHERE PERMITTED BY CODE.
13. ALL WATER PIPING AND FITTINGS ABOVE THE FLOOR SHALL BE INSULATED WITH 1/2" THICK FIBERGLASS INSULATION AND JACKET.
14. ALL ELECTRICAL, MECHANICAL, & PLUMBING PENETRATING FIRE PARTITIONS SHALL BE FIRE CALKED. (PENETRATIONS THROUGH RATED CONSTRUCTION SHALL BE SEALED WITH A MATERIAL CAPABLE OF PREVENTING THE PASSAGE OF FLAMES AND HOT GASES WHEN TESTED IN ACCORDANCE WITH ASTM-E814.)

TEXTRON OFFICE\WAREHOUSE RENOVATION

DAMMON ENGINEERING. INC.
1095 FLORIDA AVENUE 985-649-5832 SLIDELL, LA. 70458
DAMMONENGINEERING.COM

PLUMBING LAYOUT

TEXTRON MARINE & LAND
2585 FRONT STREET
SLIDELL, LOUISIANA

SCALE:AS NOTED

FILE:

JOB NO.1641

DATE:12-02-04

SHEET

P-2

OF